

AI-Powered Clinical Chart Summary



Create comprehensive summaries in one click






Too many notes, not enough time.

To give clients the best care, behavioral health clinicians and managers need to keep track of how treatment is going and make smart, informed choices. This is especially important for team members who don't see the client often—like med management—or when a client moves to a new level of care and a new team needs to get up to speed. New staff also need a fast way to understand a case so they can jump in and help if someone leaves. To do all this well, care teams need an easy way to review complex client case records.

With Arize's Clinical Chart Summary tool, click one button and let AI do the rest.

Arize's Clinical Chart Summary tool leverages generative AI technology to quickly search and summarize key elements of a case record, like service history, diagnoses, medications, treatment plans, and progress.

Generate a comprehensive yet concise summary of the client's case information based on the date range entered, eliminating the need to read through the entire clinical record. This summary reduces the time it takes to review and understand the case and be able to make clinical decisions.

-  **Quickly review complex client case records**
-  **Monitor progress and make clinical decisions**
-  **Share information with other key stakeholders**
-  **Meet reporting requirements with minimal burden**
-  **Click one button and let AI do the rest**

Ask our team to see the Clinical Chart Summary Tool in action or click the QR code to request a demo.

